

295-490 DVC

By Parts Express
800-338-0531



Box Properties

--Description--

Name:

Type: Closed Box

Shape: Prism, square

--Box Parameters--

Vb = 1.171 cu.ft

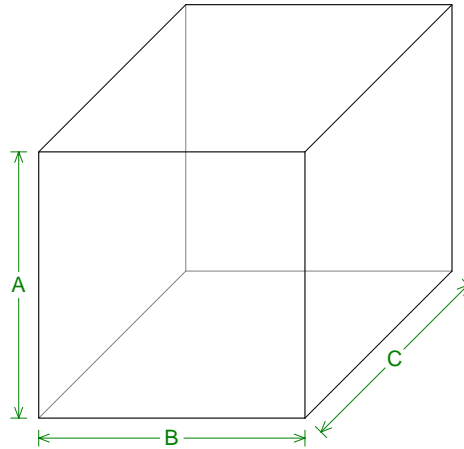
V(total) = 1.255 cu.ft

Qtc = 0.707

QL = 19.68

F3 = 56.62 Hz

Fill = normal



--External Dimensions--

A = 14.25 in

B = 14.25 in

C = 14.84 in

--Internal Dimensions--

A = 12.75 in

B = 12.75 in

C = 13.34 in

--Wall Thickness--

Front = 0.75 in

Side = 0.75 in

Driver Properties

--Description--

Name:

Type: Standard one-way driver

--Configuration--

No. of Drivers = 1

Dual voice coils = parallel

--Mechanical Parameters--

Fs = 25 Hz

Qms = 4

Vas = 5.2 cu.ft

Cms = 0.0788 in/lb

Mms = 3.177 oz

Rms = 7.797 lb/s

Xmax = 7 mm

Xmech = 14 mm

P-Dia = 9.733 in

Sd = 480 sq.cm

--Electrical Parameters--

Qes = 0.384

Re = 3.05 ohms

Le = 1.4 mH

Z = 3.66 ohms

BL = 2.384 lb/A

Pe = 120 watts

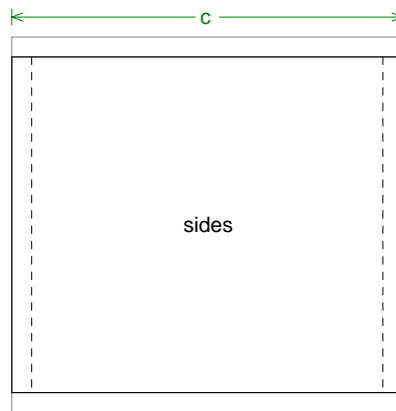
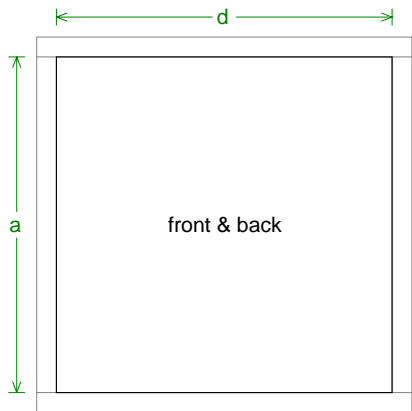
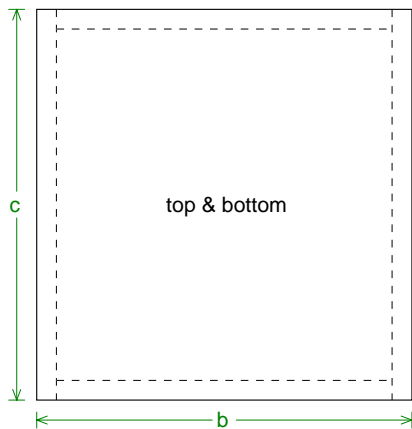
--Electromech. Parameters--

Qts = 0.35

no = 0.578 %

1-W SPL = 89.77 dB

2.83-V SPL = 93.96 dB

**Box Parts**

Box Shape: Square Prism

1 Top, 1 Bottom: depth (c) = 14.84 in
width (b) = 14.25, thickness = 0.75 in

1 Front, 1 Back: height (a) = 12.75 in
width (d) = 12.75, thickness = 0.75 in

2 Sides: height (a) = 12.75 in
depth (c) = 14.84, thickness = 0.75 in

--Driver Mounting--
Mounting: Flush

